

BITUTHENE[®] LM (E)

Two component elastomeric liquid applied detailing compound for use with GCP Applied Technologies waterproof membranes

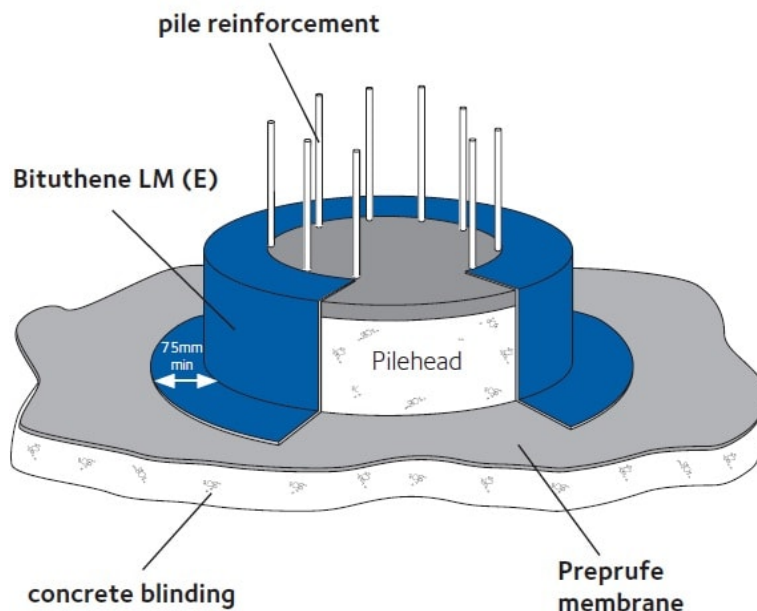
Product Applications

BITUTHENE[®] LM (E) is designed to complement GCP sheet systems where liquid applied waterproofing is necessary to ensure watertight continuity. BITUTHENE[®] LM is a bitumen modified polyurethane sealant that cures to form a tough seamless rubber-like waterproof layer.

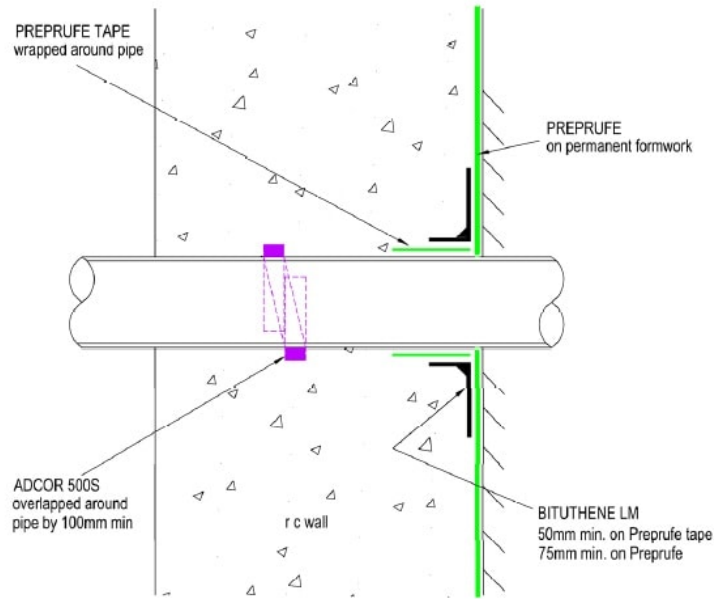
Typical details suitable for BITUTHENE[®] LM (E) are:

- pile terminations
- pipe penetrations
- membrane continuity through masonry
- internal corners
- difficult details

The two parts of BITUTHENE[®] LM (E) are mixed on site and trowelled on to provide a simple and quick waterproofing detailing aid in conjunction with BITUTHENE[®] and PREPRUFE[®] sheet systems.




Details shown are typical illustrations only and not working drawings. For assistance with working drawings and additional technical advice please contact GCP Technical Services.



Pipe Entry - Preprufe

Advantages

- **Liquid applied** – conforms to irregular profiles
- **Waterproof** – resistant to water vapour and water pressure
- **Tough rubber-like** – flexible and damage resistant
- **Seamless** – joint free membrane
- **Chemically cured** – unaffected by in-service temperature variations
- **Cold applied** – no flame hazard
- **PREPRUFE® and BITUTHENE® compatible** – complements both waterproofing membrane systems



Installation

Substrate Preparation

Surfaces shall be dry and free from dust, dirt, grease or other contaminants. Ambient temperature shall be +5 °C and rising. BITUTHENE® LM (E) should preferably be applied prior to the installation of BITUTHENE® waterproofing membranes.

BITUTHENE® LM (E) may be used as a pointing surface sealer. A minimum overlap of the BITUTHENE® sheet membrane of 50 mm shall be provided. BITUTHENE® LM (E) is compatible with dry Primer B1 and BITUTHENE® Primer S2 and the compound used on all BITUTHENE® and PREPRUFE® systems. BITUTHENE® LM (E) will adhere to clean, dry metal substrates.

Mixing

BITUTHENE® LM (E) pack is supplied in a single can containing Part A base with the Part B reactor located separately under the can lid. Using a slow speed mixer with Paddle MR2, pre-mix part A then, add Part B (clear) to Part A (black). Mix the two parts for approximately 1 minute at 100 rpm. Mix for a further 2-3 minutes at 200-300 rpm until uniform blending is achieved. Scrape the sides and bottom of the container during mixing to ensure thorough blending. At temperatures below +10 °C, store overnight at +20 °C to improve blending and workability. Clean tools and equipment with solvent tool cleaner before BITUTHENE® LM has cured.

Application

Apply BITUTHENE® LM (E) with a serrated trowel or float, solid barrel gun or hand held squeegee to achieve a minimum thickness of 2.5 mm. Once mixed BITUTHENE® LM (E) must be applied within one hour at normal ambient temperatures. Material which has thickened must be discarded.

BITUTHENE® LM shall be allowed to cure for 24 hours before being overlapped by the BITUTHENE® Membrane to achieve watertight continuity.

UV Protection

BITUTHENE® LM (E) is not designed for permanently exposed applications, it should be covered within 30 days of application.

SUPPLY

BITUTHENE® LM (E)	5.7 litre pack (Parts A & B)
Shelf Life	12 months
Primer B1	5 & 25 litre drums
Complementary Product	
ADCOR® 500S	6 x 5 m rolls

Ancillary Equipment

Megamixer variable speed 100 - 500 rpm (1200 W 110v by Refina or similar). Solid barrel gun, spatula, trowel or float.

Approximate Coverage	BITUTHENE® LM (E) 5.7 litre (Part A & B)
2.5 mm thick x 300 mm wide	7.6 lin m (2.28 m ² /unit)
2.5 mm thick x 2 x 150 mm wide with 20 mm Fillet	6.0 lin m
20 mm Fillet	28.4 lin m

Coverage rates will be dependent on substrate texture.

All declared values shown in this data sheet are based on test results determined under laboratory conditions and with the product sample taken directly from stock in its original packing without any alteration or modification of its component parts.

NBS Specification Clause

Refer to Clause J40 370.

Health and Safety

Read the product carton and Safety Data Sheet (SDS) before use. Users must comply with all risk and safety phrases. SDS's can be obtained from GCP Applied Technologies or from our web site at gcpat.com.

gcpat.uk | United Kingdom customer service: +44 (0) 1480 478421

This document is only current as of the last updated date stated below and is valid only for use in the United Kingdom. It is important that you always refer to the currently available information at the URL below to provide the most current product information at the time of use. Additional literature such as Contractor Manuals, Technical Bulletins, Detail Drawings and detailing recommendations and other relevant documents are also available on www.gcpat.uk. Information found on other websites must not be relied upon, as they may not be up-to-date or applicable to the conditions in your location and we do not accept any responsibility for their content. If there are any conflicts or if you need more information, please contact GCP Customer Service.

Last Updated: 2018-08-24

gcpat.uk/solutions/products/bituthene-post-applied-waterproofing/bituthene-lm-e-0